

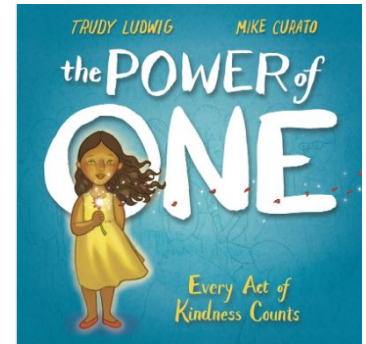
Grade 1 Sharing

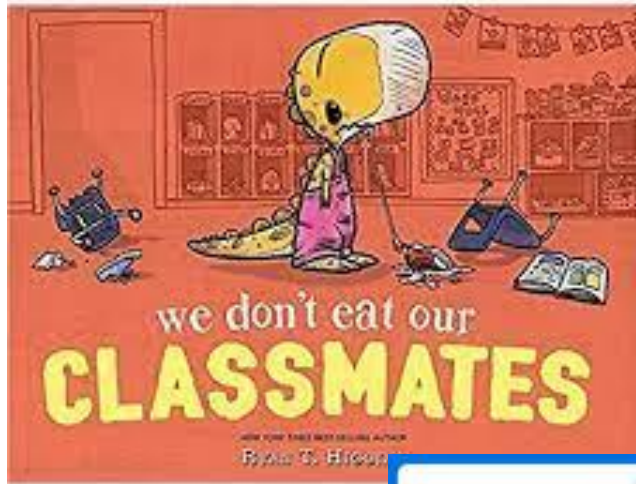
Alison Gardner, Charlotte Kosior and Kristi McKay



The Power of One

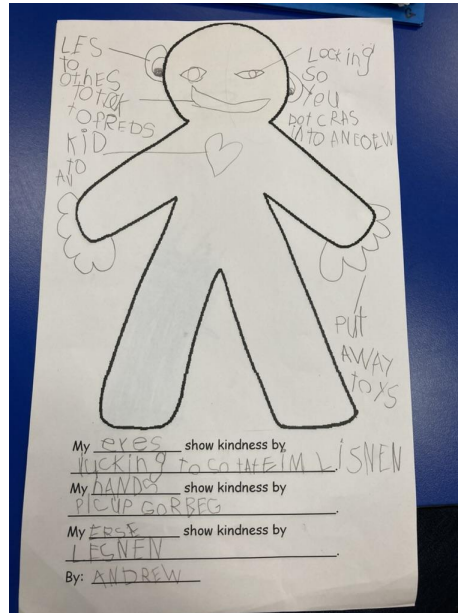

As a grade one group we began the school year building our classroom community. As part of School Development Plan in connection with our Wellness Curriculum we shared we read several books such as Don't Eat Your Classmates, Our Class is a Family and Kindness is my Superpower. All of these books had the theme of kindness. Through lessons, discussions and reflections our students built an understanding of how we show kindness to ourselves, each other, and this place. Next, we read The Power of One. Students were asked to identify ways they show kindness and contribute to creating a respectful classroom community.





The Power of One

Students demonstrated their learning about kindness by describing where they show kindness in their body and what it looks like.



Taking a closer look...

When designing our next tasks we wanted our learners to recognize how every individual is unique and can make a difference. We wanted the children to be able to recognize those characteristics in themselves.

Connecting to our work around Terry Fox and Phyllis Webstad, we looked at the characteristics that made each of these individuals unique. We brainstormed words and represented our learning in through illustrations and words.

Finally through writing and discussion we had students make the connection between the leadership characteristics in Terry and Phyllis and think about what characteristics they see in themselves and what characteristics they would like to show more of in themselves. Students planned their writing through pictures and then captured their thoughts in their writing. The following is a few examples.

Terry Fox

- Big goal, vision
- Helps others
- Determined
- Brave
- Hopeful
- Strong
- Athletic
- Successful
- Confident
- Courageous
- Thoughtful
- Dreamer
- Didn't give up
- Compassion



Phyllis Webstad

- brave
- stood up for herself
- courageous
- courage
- helping other people
- teacher
- shares her past
- author
- thinking of others
- hopeful
- leader
- not giving up
- positive
- storyteller
- elder
- thoughtful
- calm
- peaceful
- role model
- vision
- she matters





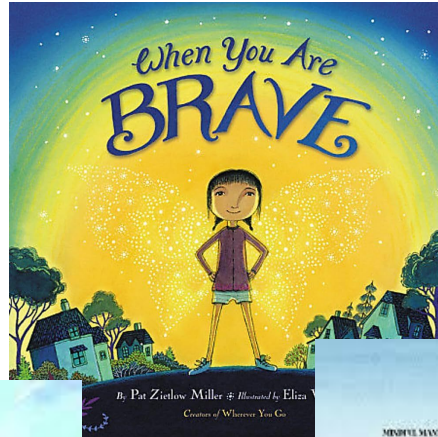
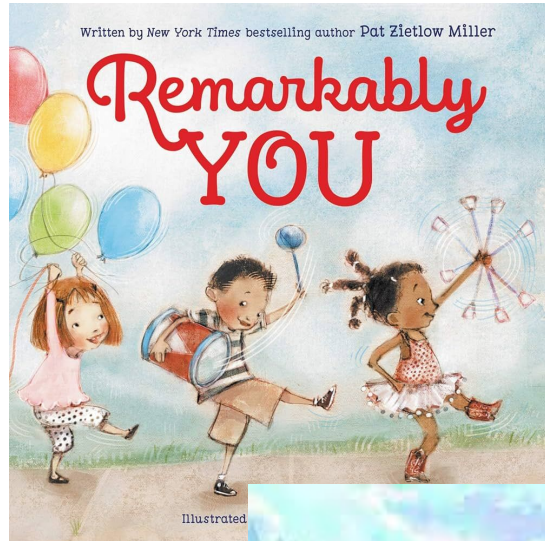
What it is about Phyllis Webstad that makes her a hero?

What traits did she show that displays characteristics of a hero?




Other Texts and Connections

- Oral discussions and Sharing Circles







Connections Through Writing

name: ELLI Date: 10/10/17




I hav a big goal too Doo
 Erwets Vishincusiam cordint
 Stronger case I am gettin' jam brave
 be case i an pokimang
 iam+ofle Becus i Dotie+you
 go down.


4 - Corner Picture Planner

 <p>COLMIAMKIA I WANT TO HELP HEPOA HOFIB NO KVOOKA</p>	 <p>I AM HIFOL INETOFOKR I AM HIFEN308 DEOP</p>
 <p>IPLAWI Z PEL OEV I WANT TO HELP I WANT TO HELP</p>	 <p>helpful IVEP UORTIR (pump up tires) ZAKUO MI+IRI3 GET FBA</p>

10/26



SUPER ME I HELP MY CLASS
 I AM LEEDE. I WOULD LIKE TO BE
 MORE FUNNY




SUPER ME I HELP MY CLASS
 I AM LEEDE. I WOULD LIKE TO BE
 MORE FUNNY

Connecting through Art

To bring together all our work in ELAL and Wellness each child created a “Super Me”, representing themselves and celebrating the characteristics of that makes them unique and contribute to our community.

Art Pieces - Super Me



UFLI



- University of Florida's Literacy Institute
- Daily, 30 minutes of practice and learning focusing on
 - Phonemic awareness (blending and segmenting sounds)
 - Letter recognition
 - Sound identification
 - Spelling patterns
 - High Frequency Words (100 words learned is 50% of the words found in texts!)
 - Reading decodable text (80% of the words students can decode)

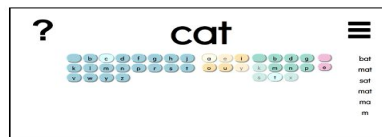
Our Schedule

Day 1

Phonemic Awareness



Blending Drill



Visual Drill




New Concept

mat

cat



Auditory Drill



Our Schedule

Day 2

New Concept Review

mat

cat

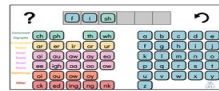


Irregular Words


said



Word Work



Connected Text



Word Work

?

f i sh

Consonant Digraphs: ch, ph, th, wh

R-Controlled Vowels: ar, er, ir, or, ur

Vowel Teams: ai, au, aw, ay, ea, ee, igh, oa, oo, ow

Diphthongs: oi, ou, ow, oy

Other: ck, ed, ing, ng, nk

a b c d e
f g h i j
k l m n o
p q r s t
u v w x y
z

UFLI

